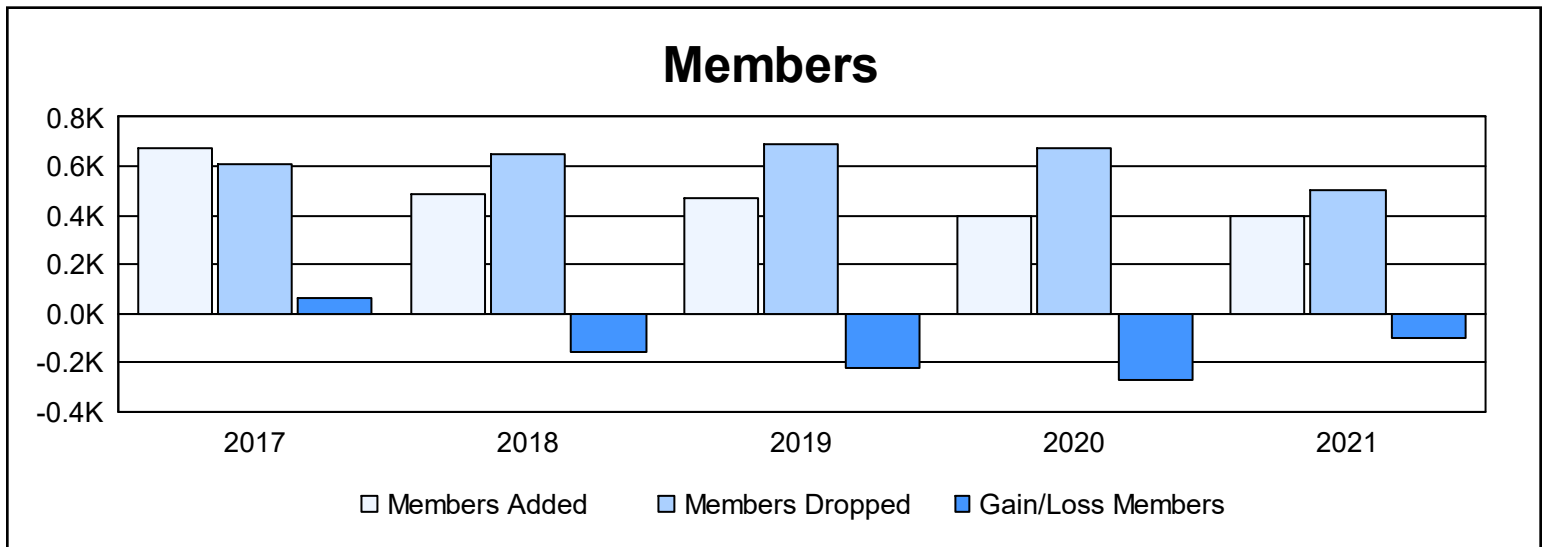
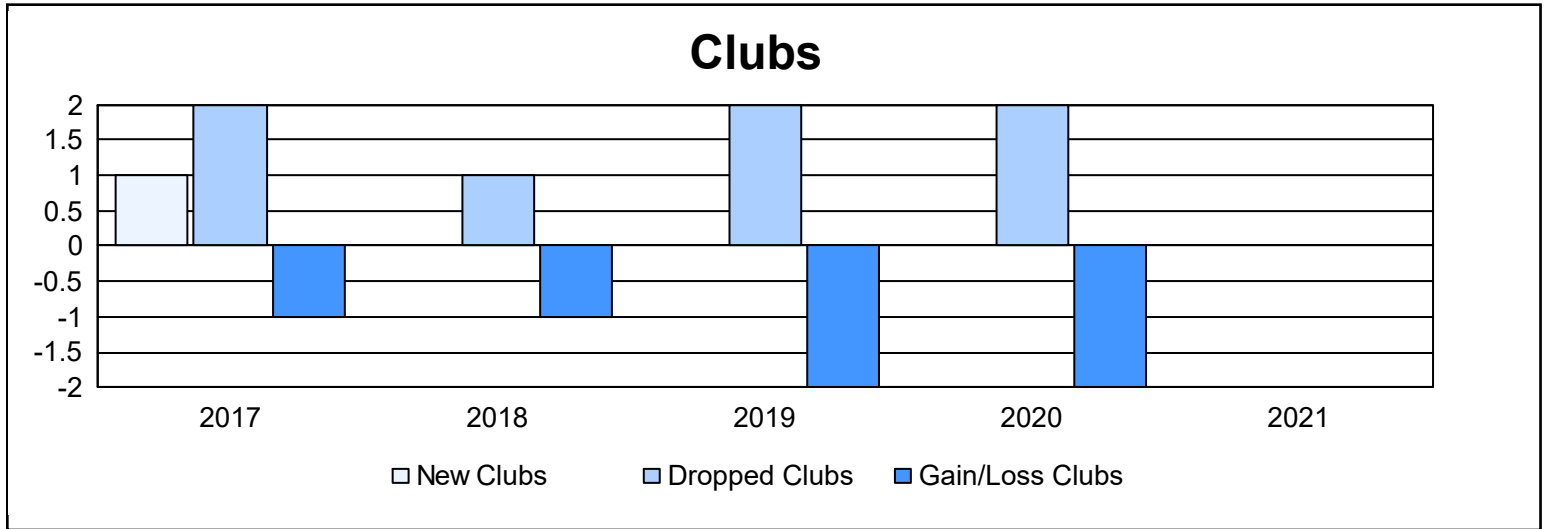
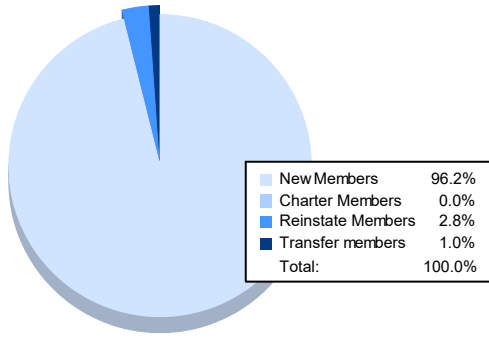


| Year | New Clubs | Dropped Clubs | Gain/ Loss Clubs | New Members | Charter Members | Reinstate Members | Transfer Members | Total Member Added | Total Members Dropped | Gain/ Loss Members |
|----------------|-----------|---------------|------------------|-------------|-----------------|-------------------|------------------|--------------------|-----------------------|--------------------|
| 2016-2017 | 1 | 2 | -1 | 605 | 43 | 18 | 7 | 673 | 607 | 66 |
| 2017-2018 | 0 | 1 | -1 | 475 | 0 | 8 | 4 | 487 | 645 | -158 |
| 2018-2019 | 0 | 2 | -2 | 436 | 0 | 10 | 24 | 470 | 690 | -220 |
| 2019-2020 | 0 | 2 | -2 | 372 | 1 | 10 | 16 | 399 | 674 | -275 |
| 2020-2021 | 0 | 0 | 0 | 380 | 0 | 11 | 4 | 395 | 499 | -104 |
| Average | 0 | 1 | -1 | 454 | 9 | 11 | 11 | 485 | 623 | -138 |



Membership Composition June 2021 Cumulative



Gender Composition June 2021 Cumulative

